


# CORPORATE STRUCTURE

AS AT 12 MARCH 2019

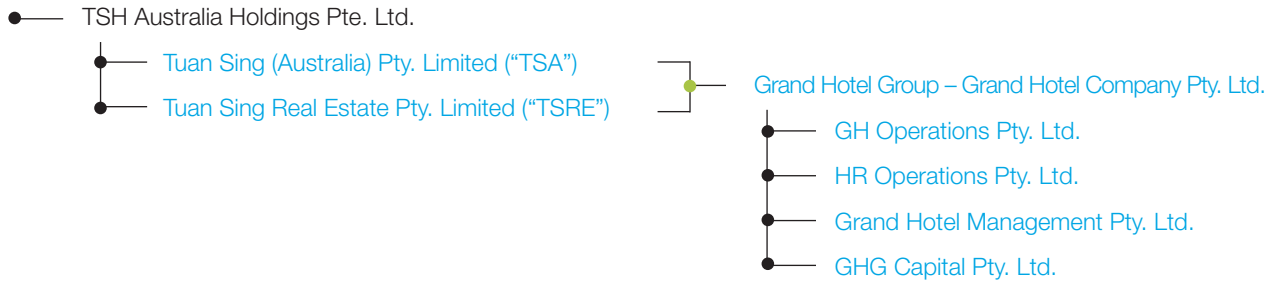


## TUAN SING HOLDINGS LIMITED


### PROPERTY



## HOTELS INVESTMENT



## INDUSTRIAL SERVICES



## OTHER INVESTMENTS



- 100% owned
- Less than 100% owned
- TSA and TSRE each holds 50% in that entity

Entity incorporated outside Singapore

- 1 Balance of 2% is held by Splendourland Pte Ltd
- 2 Balance of 9% is held by TSH China Holdings Pte Ltd
- 3 Balance of 30% is held by Tuan Sing (China) Investments Limited
- 4 Balance of 1% is held by SP Energy Pte. Ltd.
- 5 Balance of 49% is held by Gultech (Jiangsu) Electronics Technologies Co., Ltd
- # In members' voluntary liquidation
- \* Public listed company

# CORPORATE DATA

## Board of Directors

Ong Beng Kheong, Chairman  
William Nursalim alias William Liem, Chief Executive Officer  
Cheng Hong Kok  
Choo Teow Huat Albert  
David Lee Kay Tuan  
Michelle Liem Mei Fung  
Neo Ban Chuan

## Group Company Secretary

Julie Koh Ngin Joo

## Board Committees

### Audit and Risk Committee

Choo Teow Huat Albert, Chairman  
David Lee Kay Tuan  
Neo Ban Chuan

### Nominating Committee

Choo Teow Huat Albert, Chairman  
Cheng Hong Kok  
Michelle Liem Mei Fung  
Neo Ban Chuan  
Ong Beng Kheong

### Remuneration Committee

Cheng Hong Kok, Chairman  
Choo Teow Huat Albert  
Michelle Liem Mei Fung

### Whistle-blowing Committee

William Nursalim alias William Liem, Chief Executive Officer  
Leong Kok Ho, Chief Financial Officer  
Julie Koh Ngin Joo, Group Company Secretary  
Email: whistle-blowing@tuansing.com

## Registered Office

9 Oxley Rise  
#03-02 The Oxley  
Singapore 238697  
Tel: (65) 6223 7211  
Fax: (65) 6224 1085

## Share Registrar

B.A.C.S. Private Limited  
8 Robinson Road #03-00  
ASO Building  
Singapore 048544  
Tel: (65) 6593 4848  
Fax: (65) 6593 4847

## Auditors

### Group External Auditors

Deloitte & Touche LLP  
6 Shenton Way  
OUE Downtown 2 #33-00  
Singapore 068809  
Tel: (65) 6224 8288  
Fax: (65) 6538 6166  
Partner-in-charge: Loi Chee Keong  
Date of appointment of Partner-in-charge: 9 April 2015

### Group Internal Auditors

PricewaterhouseCoopers Risk Services Pte. Ltd.  
7 Straits View, Marina One  
East Tower, Level 12  
Singapore 018936  
Tel: (65) 6236 3388  
Partner-in-charge: Ng Siew Quan

## Principal Financiers

United Overseas Bank Limited  
DBS Bank Limited  
Australia and New Zealand Banking Group Limited

## Share Listing Information

Counter name: Tuan Sing  
SGX code: T24  
Bloomberg code: TSH:SP

## STOCK MARKET STATISTICS

### Share Price and Trading Volume (2014 – 2018)

Market: Singapore Stock Exchange ("SGX")  
Sector: Real Estate Management and Development

SGX Code: T24  
Bloomberg Code: TSH SP

**TSH SHARE PRICE AND TRADING VOLUME (2014 – 2018)**



	2014	2015	2016	2017 (Restated)	2018
Last transacted (cents) <sup>#</sup>	39.5	32.5	28.5	45.0	36.0
High (cents)	47.5	42.5	34.0	46.5	50.0
Low (cents)	27.0	28.0	27.5	29.0	32.5
Average (cents) <sup>##</sup>	36.6	36.1	30.0	35.3	40.7
Market capitalisation (\$ million), year end	464.6	383.1	337.1	534.1	427.1
Trading volume (million shares), full year	545.1	82.5	52.6	400.2	225.6
Number of shares issued (million shares), year end	1,176.2	1,178.8	1,182.8	1,187.0	1,186.4
P/E ratio, year end	7.6X	5.6X	10.0X	8.5X	3.2X
P/B ratio, year end	0.6X	0.4X	0.4X	0.5X	0.4X

**Notes:**

<sup>#</sup> Last transacted share price as at year end

<sup>##</sup> Average closing price of all trading days during the year

P/E ratio – Last transacted share price/earnings per share for the year

P/B ratio – Last transacted share price/net asset value per share as at year end

### Share Price Performance (5-Year)

**TSH Share Price versus ST Index & Real Estate Index (2014 – 2018)**

Share Performance	1-year	2-year	3-year	4-year	5-year
Period Commencing	2/1/2018	3/1/2017	4/1/2016	2/1/2015	2/1/2014
Period Ending	31/12/2018	31/12/2018	31/12/2018	31/12/2018	31/12/2018
Tuan Sing (TSH SP)	-22%	24%	11%	-11%	20%
Straits Times Index (FSSTI)	-11%	6%	8%	-9%	-3%
ST Real Estate Index (FSTRE)	-13%	7%	8%	-1%	6%
ST Real Estate Holding and Development Index (FSTREH)	-18%	3%	2%	-2%	2%

# FINANCIAL CALENDAR

## 2018

### 27 APRIL

Announcement of first-quarter financial results for the period ended 31 March 2018

### 25 JULY

Announcement of half-year financial results for the period ended 30 June 2018

### 24 OCTOBER

Announcement of third-quarter financial results for the period ended 30 September 2018

## 2019

### 30 JANUARY

Announcement of full-year financial results for the year ended 31 December 2018

### 26 MARCH

Dispatch of 2018 annual report

### 24 APRIL

49<sup>th</sup> Annual General Meeting

### 26 APRIL

Proposed announcement of first-quarter financial results for the period ending 31 March 2019

### 7 & 8 MAY

Books closure dates for 2018 first and final one-tier tax-exempt dividend of 0.6 cent per share and an additional special dividend of 0.3 cent per share

### 26 JUNE

Proposed payment date for 2018 first and final one-tier tax-exempt dividend of 0.6 cent per share and an additional special dividend of 0.3 cent per share (subject to shareholders' approval at the Annual General Meeting)

### 24 JULY

Proposed announcement of half-year financial results for the period ending 30 June 2019

### 30 OCTOBER

Proposed announcement of third-quarter financial results for the period ending 30 September 2019

## 2020

### FEBRUARY 2020

Proposed announcement of full-year financial results for the year ending 31 December 2019

Note: The dates for the proposed results announcements in 2019 and 2020 are indicative only and are subject to change.